



IKFU-STUDENT - com.kingfaisal.university

Published ▾

Statistics

Ratings & Reviews

Crashes & ANRs

Optimization Tips

APK

Store Listing

Pricing & Distribution

In-app Products

Services & APIs

STATISTICS

Current installs by device ▾

for Jan 3, 2014 - Feb 3, 2014

[Export as CSV](#)

The number of active devices on which the application is currently installed.

[Learn more](#)Show: [last month](#) [3m](#) [6m](#) [1y](#) [all](#)

Android Version

Device

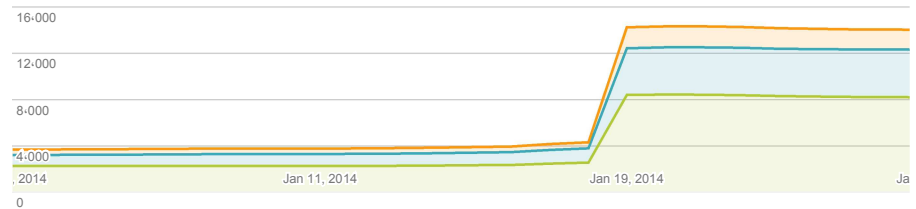
Country

Language

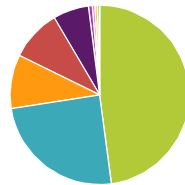
App Version

Carrier

CURRENT INSTALLS BY DEVICE BY ANDROID VERSION



CURRENT INSTALLS BY DEVICE ON FEB 3, 2014



YOUR APP

<input checked="" type="checkbox"/>	Android 4.1	7,851	47.92%
<input checked="" type="checkbox"/>	Android 4.3	4,033	24.62%
<input checked="" type="checkbox"/>	Android 4.2	1,594	9.73%
<input type="checkbox"/>	Android 2.3.3 - 2.3.7	1,522	9.29%
<input type="checkbox"/>	Android 4.0.3 - 4.0.4	1,053	6.43%
<input type="checkbox"/>	Android 2.2	109	0.67%
<input type="checkbox"/>	Android 3.2	77	0.47%
<input type="checkbox"/>	Android 4.4	72	0.44%
<input type="checkbox"/>	Android 3.1	69	0.42%
	Others	4	0.02%

ALL APPS IN
EDUCATION

31.04%
13.07%
11.92%
15.15%
20.68%
2.36%
1.67%
2.92%
0.60%

TOP 10 ANDROID VERSIONS FOR
EDUCATION

Android 4.1	31.04%
Android 4.0.3 - 4.0.4	20.68%
Android 2.3.3 - 2.3.7	15.15%
Android 4.3	13.07%
Android 4.2	11.92%
Android 4.4	2.92%
Android 2.2	2.36%
Android 3.2	1.67%
Android 3.1	0.60%
Android 2.1	0.42%

GET MORE INSIGHTS WITH GOOGLE ANALYTICS FOR MOBILE APPS

Are you already using Google Analytics in your app?

Connect your Analytics account with the Developer Console to see user engagement data all in one convenient place.

[Link Google Analytics and the Developer Console](#)

Not using Google Analytics in your app?

Google Mobile App Analytics gives you the tools you need to collect and analyze data about your app at all stages of the user lifecycle: acquisition, engagement, and outcomes.

[Learn how to get started using Google Analytics for your Android app.](#)

Application statistics are updated daily.

USEFUL ANDROID RESOURCES

[Android Developers](#)

[Android Design](#)

[Android.com](#)

USEFUL TOOLS

[Google Wallet Merchant Center](#)

[Google Analytics](#)

[AdMob](#)

NEED HELP?

[Help center](#)

[Known Issues](#)

[Contact support](#)

© 2014 Google - [Google Play Terms of Service](#) - [Privacy Policy](#) - [Developer Distribution Agreement](#)

Statistics

Ratings & Reviews



Optimization Tips

APK

Store Listing

Pricing & Distribution

In-app Products

Services & APIs

KFU kfubanner@gmail.com Sign out

Help & Feedback ▼

IKFU-STUDENT - com.kingfaisal.university

Published ▼

STATISTICS

Current installs by device ▼

for Jan 3, 2014 - Feb 3, 2014

[Export as CSV](#)

The number of active devices on which the application is currently installed.

Show: [last month](#) [3m](#) [6m](#) [1y](#) [all](#)[Learn more](#)

Android Version

Device

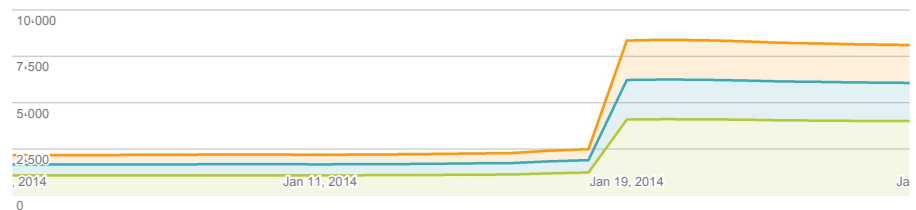
Country

Language

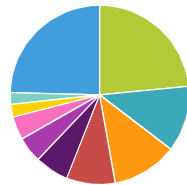
App Version

Carrier

CURRENT INSTALLS BY DEVICE BY DEVICE



CURRENT INSTALLS BY DEVICE ON FEB 3, 2014



YOUR APP

<input checked="" type="checkbox"/>	Samsung Galaxy S3 (...)	3,847	23.48%
<input checked="" type="checkbox"/>	Samsung Galaxy Note...	1,950	11.90%
<input checked="" type="checkbox"/>	Samsung Galaxy S4 (j...	1,938	11.83%
<input type="checkbox"/>	Samsung Galaxy S2 (...)	1,439	8.78%
<input type="checkbox"/>	Samsung Galaxy Note...	1,005	6.13%
<input type="checkbox"/>	Samsung Galaxy Note...	763	4.66%
<input type="checkbox"/>	Samsung Galaxy S4 (j...	692	4.22%
<input type="checkbox"/>	Samsung Galaxy Note...	371	2.26%
<input type="checkbox"/>	Samsung Galaxy Gran...	347	2.12%
	Others	4,032	24.61%

GET MORE INSIGHTS WITH GOOGLE ANALYTICS FOR MOBILE APPS

Are you already using Google Analytics in your app?

Connect your Analytics account with the Developer Console to see user engagement data all in one convenient place.

[Link Google Analytics and the Developer Console](#)

Not using Google Analytics in your app?

Google Mobile App Analytics gives you the tools you need to collect and analyze data about your app at all stages of the user lifecycle: acquisition, engagement, and outcomes.

[Learn how to get started using Google Analytics for your Android app.](#)

Application statistics are updated daily.

USEFUL ANDROID RESOURCES

[Android Developers](#)[Android Design](#)[Android.com](#)

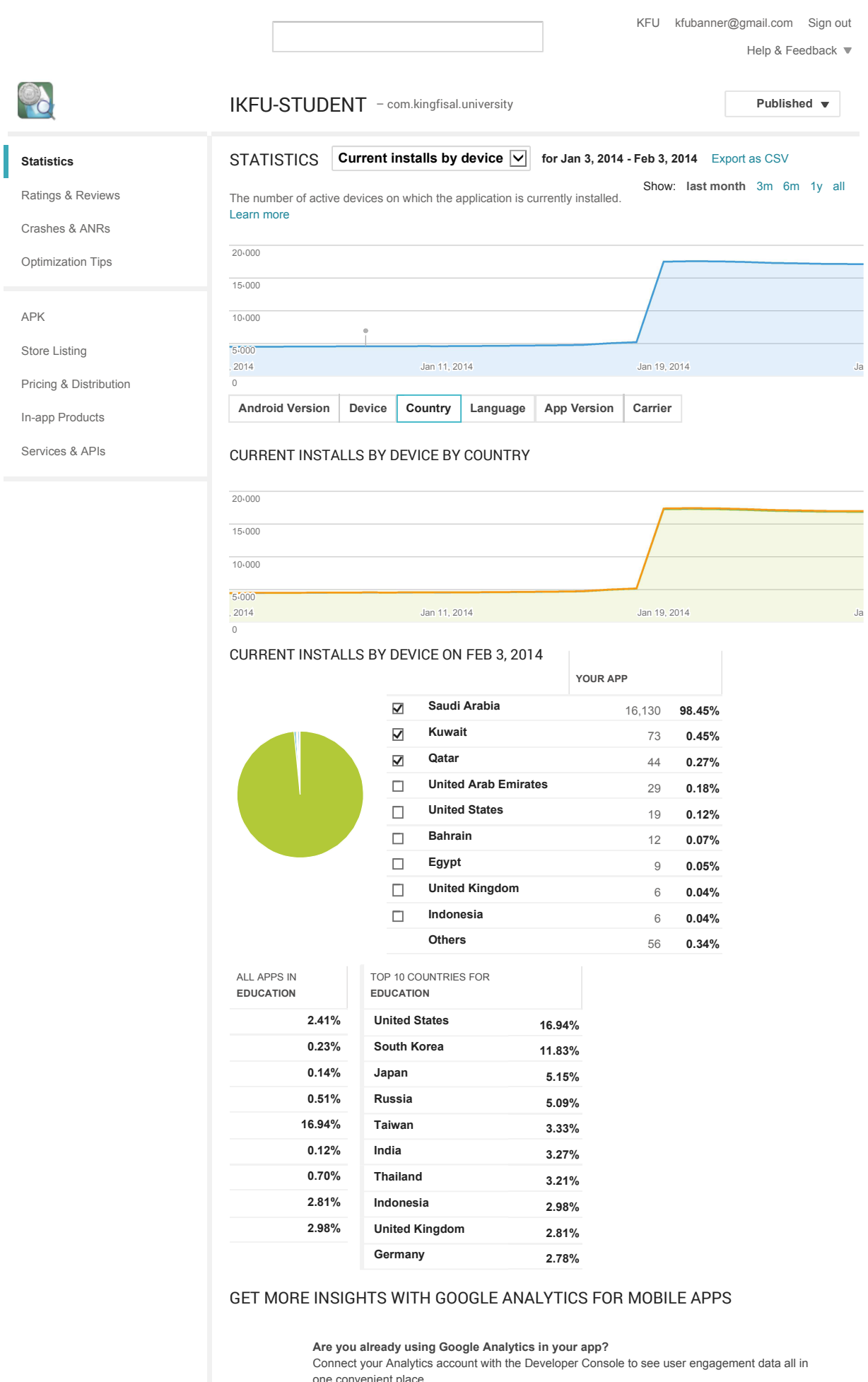
USEFUL TOOLS

[Google Wallet Merchant Center](#)[Google Analytics](#)[AdMob](#)

NEED HELP?

[Help center](#)[Known Issues](#)[Contact support](#)

© 2014 Google - Google Play Terms of Service - Privacy Policy - Developer Distribution Agreement



[Link Google Analytics and the Developer Console](#)

Not using Google Analytics in your app?

Google Mobile App Analytics gives you the tools you need to collect and analyze data about your app at all stages of the user lifecycle: acquisition, engagement, and outcomes.

[Learn how to get started using Google Analytics for your Android app.](#)

Application statistics are updated daily.

USEFUL ANDROID RESOURCES

[Android Developers](#)
[Android Design](#)
[Android.com](#)

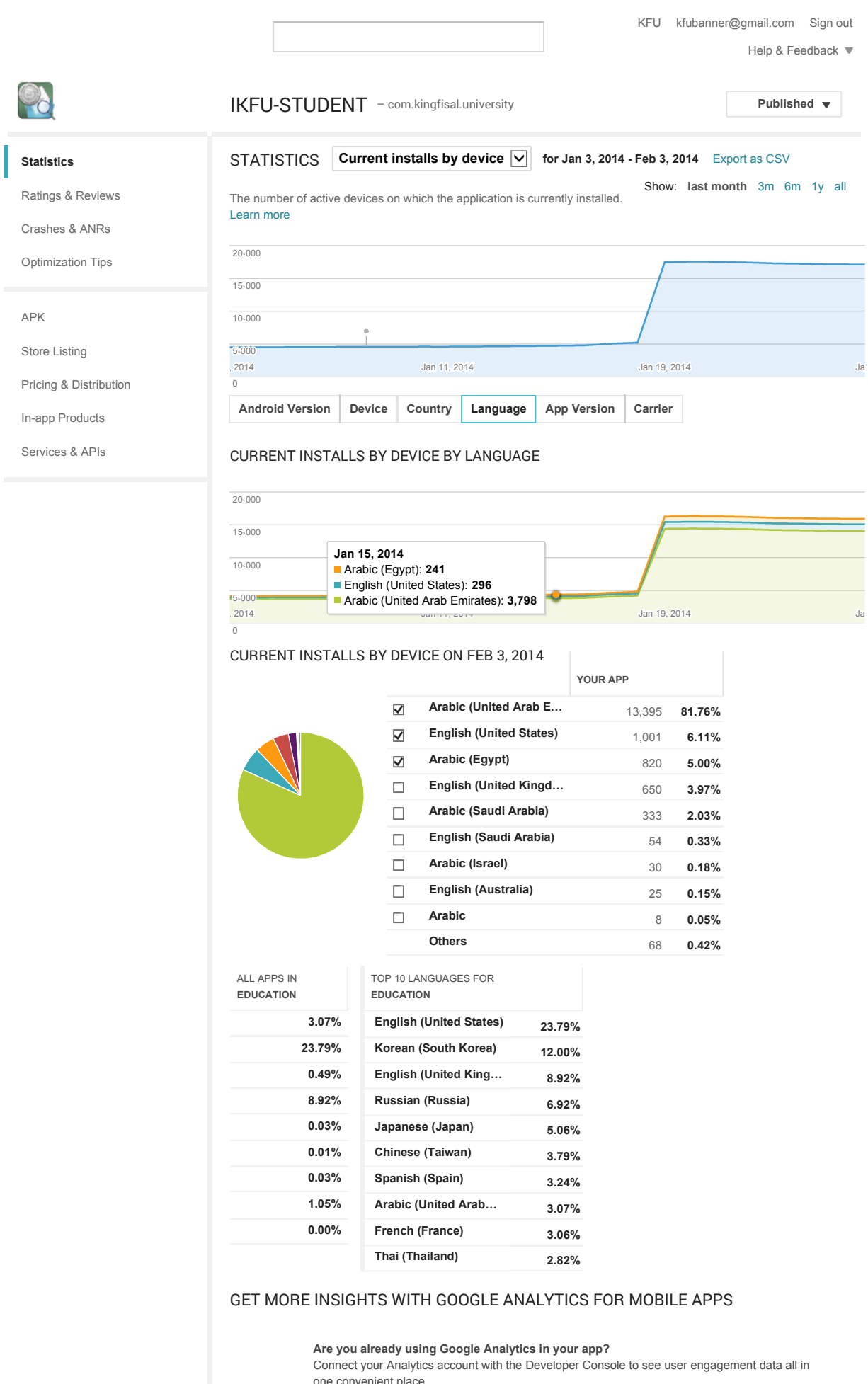
USEFUL TOOLS

[Google Wallet Merchant Center](#)
[Google Analytics](#)
[AdMob](#)

NEED HELP?

[Help center](#)
[Known Issues](#)
[Contact support](#)

© 2014 Google - [Google Play Terms of Service](#) - [Privacy Policy](#) - [Developer Distribution Agreement](#)



[Link Google Analytics and the Developer Console](#)

Not using Google Analytics in your app?

Google Mobile App Analytics gives you the tools you need to collect and analyze data about your app at all stages of the user lifecycle: acquisition, engagement, and outcomes.

[Learn how to get started using Google Analytics for your Android app.](#)

Application statistics are updated daily.

USEFUL ANDROID RESOURCES

[Android Developers](#)
[Android Design](#)
[Android.com](#)

USEFUL TOOLS

[Google Wallet Merchant Center](#)
[Google Analytics](#)
[AdMob](#)

NEED HELP?

[Help center](#)
[Known Issues](#)
[Contact support](#)

© 2014 Google - [Google Play Terms of Service](#) - [Privacy Policy](#) - [Developer Distribution Agreement](#)

Statistics

Ratings & Reviews



Optimization Tips

APK

Store Listing

Pricing & Distribution

In-app Products

Services & APIs

KFU kfubanner@gmail.com Sign out

Help & Feedback ▼

IKFU-STUDENT - com.kingfaisal.university

Published ▼

STATISTICS

Current installs by device ▼

for Jan 3, 2014 - Feb 3, 2014

Export as CSV

The number of active devices on which the application is currently installed.

Show: last month 3m 6m 1y all

[Learn more](#)

Android Version

Device

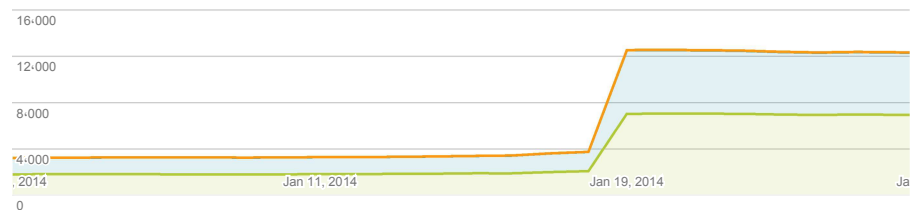
Country

Language

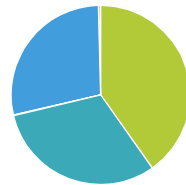
App Version

Carrier

CURRENT INSTALLS BY DEVICE BY CARRIER



CURRENT INSTALLS BY DEVICE ON FEB 3, 2014



YOUR APP

<input checked="" type="checkbox"/>	Saudi Telecom	6,589	40.22%
<input checked="" type="checkbox"/>	Etihad Etisalat Compa...	5,085	31.04%
<input checked="" type="checkbox"/>	QATARNET	24	0.15%
<input type="checkbox"/>	Wataniya Telecom	20	0.12%
<input type="checkbox"/>	Mobile Telecommunic...	15	0.09%
<input type="checkbox"/>	Etisalat	14	0.09%
<input type="checkbox"/>	T-Mobile - US	11	0.07%
<input type="checkbox"/>	AT&T	5	0.03%
<input type="checkbox"/>	Fastlink	3	0.02%
	Others	4,618	28.19%

ALL APPS IN
EDUCATION

0.68%
0.59%
0.06%
0.05%
0.07%
0.18%
2.25%
2.03%
0.08%

TOP 10 CARRIERS FOR
EDUCATION

SK Telecom	4.47%
Verizon Wireless	3.43%
NTT DOCOMO	3.05%
KT	3.05%
LG U+	2.93%
T-Mobile - US	2.25%
AT&T	2.03%
Sprint	1.97%
MTS	1.41%
MegaFon	1.17%

GET MORE INSIGHTS WITH GOOGLE ANALYTICS FOR MOBILE APPS

Are you already using Google Analytics in your app?

Connect your Analytics account with the Developer Console to see user engagement data all in one convenient place.

Statistics[Ratings & Reviews](#)[Crashes & ANRs](#)[Optimization Tips](#)[APK](#)**USEFUL ANDROID RESOURCES**[Store Listing](#)[Android Developers](#)[Pricing & Distribution](#)[Android Design](#)[Android on Products](#)[Android App](#)[© 2014 Google Inc.](#) [Google Play Terms of Service](#) - [Privacy Policy](#) - [Developer Distribution Agreement](#)[Link Google Analytics and the Developer Console](#)**Not using Google Analytics in your app?**

Google Mobile App Analytics gives you the tools you need to collect and analyze data about your app at all stages of the user lifecycle: acquisition, engagement, and outcomes.

[Learn how to get started using Google Analytics for your Android app.](#)

Application statistics are updated daily.

USEFUL TOOLS[Google Wallet Merchant Center](#)[Google Analytics](#)[AdMob](#)**NEED HELP?**[Help center](#)[Known Issues](#)[Contact support](#)



IKFU-STUDENT - com.kingfaisal.university

Published ▾

Statistics

Ratings & Reviews

Crashes & ANRs

Optimization Tips

APK

Store Listing

Pricing & Distribution

In-app Products

Services & APIs

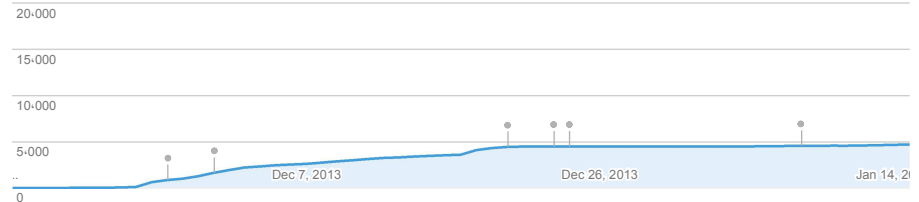
STATISTICS

Current installs by device ▾

for Nov 18, 2013 - Feb 3, 2014

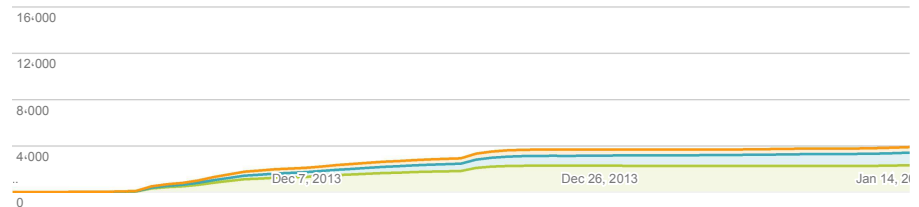
[Export as CSV](#)Show: [last month](#) [3m](#) [6m](#) [1y](#) [all](#)

The number of active devices on which the application is currently installed.

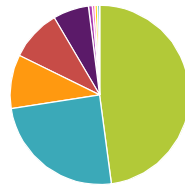
[Learn more](#)

Android Version	Device	Country	Language	App Version	Carrier
-----------------	--------	---------	----------	-------------	---------

CURRENT INSTALLS BY DEVICE BY ANDROID VERSION



CURRENT INSTALLS BY DEVICE ON FEB 3, 2014



	YOUR APP
<input checked="" type="checkbox"/> Android 4.1	7,851 47.92%
<input checked="" type="checkbox"/> Android 4.3	4,033 24.62%
<input checked="" type="checkbox"/> Android 4.2	1,594 9.73%
<input type="checkbox"/> Android 2.3.3 - 2.3.7	1,522 9.29%
<input type="checkbox"/> Android 4.0.3 - 4.0.4	1,053 6.43%
<input type="checkbox"/> Android 2.2	109 0.67%
<input type="checkbox"/> Android 3.2	77 0.47%
<input type="checkbox"/> Android 4.4	72 0.44%
<input type="checkbox"/> Android 3.1	69 0.42%
Others	4 0.02%

ALL APPS IN
EDUCATION

31.04%
13.07%
11.92%
15.15%
20.68%
2.36%
1.67%
2.92%
0.60%

TOP 10 ANDROID VERSIONS FOR
EDUCATION

Android 4.1	31.04%
Android 4.0.3 - 4.0.4	20.68%
Android 2.3.3 - 2.3.7	15.15%
Android 4.3	13.07%
Android 4.2	11.92%
Android 4.4	2.92%
Android 2.2	2.36%
Android 3.2	1.67%
Android 3.1	0.60%
Android 2.1	0.42%

GET MORE INSIGHTS WITH GOOGLE ANALYTICS FOR MOBILE APPS

Are you already using Google Analytics in your app?

Connect your Analytics account with the Developer Console to see user engagement data all in one convenient place.

[Link Google Analytics and the Developer Console](#)

Not using Google Analytics in your app?

Google Mobile App Analytics gives you the tools you need to collect and analyze data about your app at all stages of the user lifecycle: acquisition, engagement, and outcomes.

[Learn how to get started using Google Analytics for your Android app.](#)

Application statistics are updated daily.

USEFUL ANDROID RESOURCES

[Android Developers](#)
[Android Design](#)
[Android.com](#)

USEFUL TOOLS

[Google Wallet Merchant Center](#)
[Google Analytics](#)
[AdMob](#)

NEED HELP?

[Help center](#)
[Known Issues](#)
[Contact support](#)

© 2014 Google - [Google Play Terms of Service](#) - [Privacy Policy](#) - [Developer Distribution Agreement](#)